



The
Y
e
o
m
a
n

Newsletter of The Barony of Bright Hills
August 2016 Volume 30, Issue 6





A Note from Your Chronicler

With August in view my sites are headed to Pennsic Wars as I am sure many of you are also looking forward to a total emmersion into your craft and visiting with commrades you only see once a year. I hope all of you who attend enjoy your blast into the past and for those who are unable to attend I wish you pleasant day dreams of days of yore.

Please note that Bright Hills now has two chroniclers as of Storvick Investiture, since according to Atantian laws we can...so look for a combined effort from Thing 1 & Thing 2.

Yours in Service,
Lady Scholastica Joycors
Chronicler of Bright Hills

Pennsic Notables

August 6	Opening Ceremonies	Great Hall 6 PM
August 7	Lochmere Court	Battlefield Rd 7 PM
August 7	Queen's Bardic	Atlantia Royal 8 PM
August 8	Dave Cooper Memorial	Northeast corner of Battlefield 4 PM
August 9	Bright Hills Open House	House Blackhammer 7:30 PM
August 10	Atlantia Royal Court	Atlantia Royal 6:30 PM

In This Edition

Chronicler's Note.....	2
Did You Know?	2
Pennsic Notables.....	2
Greetings from their Excellencies	3
Board Meeting Minutes	4
Upcoming Events	6
Atlantian Calendar	6
Trial by Fire.....	7
Potaje de Porrada (Leek Pottage).....	10
Pan Perdu - Poor Knights Toast	12
Collars and Cuffs for the Well-Dressed Russian	13
Practices & Meetings.....	17
Electronic Connection.....	18
Officers and Deputies	19

Did You Know?

... the highest attendance at Pennsic was year 29 & 30 both boasting of about 12,000 attendees while Pennsic 6 only had about 650, with the armies of the two sides being around 140 fighters each.

Pennsic V was cancelled and then reinstated at least once between June and August, that kept confusion high and attendance low. Pennsic V was the last war held on "unimproved" land. Camping was very rough with no running water. That also kept attendance down according to Ianthe d'Averoigne

Do you have any trivia about our Kingdom or the Barony you would like to share? Then send it to Scholastica at totallystories@gmail.com

Credits

Photographs by Wanda Ostojowna - Cover photo from Trial by Fire
Photographs of Ozherly by Tatiana Ivanonvna of Birchwood Keep
All other pictures/clipart are royalty and copyright free or references are at the end of article

This is *The Yeoman*, a publication of the Barony of Bright Hills of the Society for Creative Anachronism, Inc. The Yeoman is available from the Baronial Chronicler, THL Sindara Lind Rachael Fessel of the Falconshield, sindara@pobox.com. This newsletter is not a corporate publication of the Society for Creative Anachronism, Inc. and does not delineate SCA policies.

© Copyright 2016, Barony of Bright Hills, Inc.

For information on reprinting articles from this publication, please contact the chronicler, who will assist you in contacting the original creator of the printed material. Please respect the legal rights of our contributors. Contributions are due by the end of each month prior if possible.

This is Issue 6 of Volume 30

Copies of *The Yeoman* are available online at: <http://brighthills.atlantia.sca.org/home/talon>



THE BARONY OF BRIGHT HILLS

Greetings to all of our Faire Barony



We feel a measure of certainty that as you read these words you are in process of preparing for the great war of Pennsic as are we. If you are lacking in plans to attend this year, your presence will be missed in no small amount be assured.

His Excellency and I are in hopes that if you are attending that you do not forget that there will be an open house, sponsored again by House Blackstar on the evening of Tuesday, War Week. We greatly look forward to this event for it never disappoints and we hope to see you all there.

Please note that there are currently no plans for a baronial court as of this time. We will be attending Lochmere's court on Sunday evening @ 7pm with a social hour to follow. All of our populace are invited to come and share in the festivities.

We are planning on being a part of Opening Ceremonies again this year. We do not have all of the information available as of this time but will be posting location(s) for assembling and at what time.

Sadly, neither his Excellency nor myself will be able to attend Children's fete' due to champion's tournaments. If we can sneak away, no matter how briefly, we may be able to stop by to say hi and share in some smiles and laughter that always seem so contagious during this wonderful fun time.

When the war is finally over and we make our travels home, do not forget that fall event season is coming upon us and we have several demos to which we have been asked to participate. We will be posting our fall season scheduling shortly and look forward to an exciting next few months with all of you.

Yours in Service and Friendship,

Kollack and Rebecca von Zweckel

Baron and Baroness of Bright Hills

Minutes of the Bright Hills Board Meeting

July 8, 2106 at 7:15 PM

Attendees: Kenneth and Becky Kepple, Erin Scimeca, Michelle England, Hunter Fowler, Karen Setze, Robyn Becker, Barbara & Robert Kriner, MyLinda Butterworth, Claudia Bosworth, John Robinson, Sharon Saroff, and Randy Feltman.

Report from the Baronage

Great Weather from Trial by Fire. The baron and baroness next event will be Pennsic. There will be no court at Pennsic. If there are any awards to be made they will be done at the Open House hosted at House Blackstar.

Officer Reports:

Chronicler: Lady Scholastica Joycors reports that she posted the July Yeoman in a timely fashion. The officers list in the Yeoman has been corrected.

Exchequer: Lady Clara —no numbers for Trial by Fire.

Webminister: Lord Janyn Fletcher of Lancastreschire—

Heralds Report: Lord Richard Wyn—Heralding being done at fighter practices, Her Excellency Wynne, Lady Alexandria and Lady Deirdre. Lady Deirdre also Heralded court at Trail be Fire.

A&S Report : Lady Reyne Telarius, At Highland River Melees,

Chatelain Report: Baroness Barbara Glumaria di Roberto— Answered 2 email requests for information. Contacted Rev. Fran about the demo on the 3rd Sat. of October, have not received a reply. My report to kingdom is due this month. Lady Rebekkah will be taking over this office, this month.

Minister of the Lists: Lord Alexander Fowler—no activity. Trolled at Trial by Fire. Still has had no contact for deputy training for recertification. It appears that contact with Kingdom is going to be necessary. I will be going to University for classes.

Youth Minister: Lady Katarzyna Witkowska—Gearing up for Children's Fete at Pennsic.

Guild Reports:

Armors – no report.

Brewers –At trial by fire Livi held impromptu classes while I tended the tavern. One family came up from Mariano's to talk syrups.

Cheesemongers – No report

Clothiers – no report

Cooks Guild: Baroness Wynne— The July meeting of the Bright Hills Cooks Guild met at the home of Alexander, our newest member. Though small, we had an enjoyable time and especially loved to Alfredo!

Many thanks to all those who assisted, participated in or otherwise attended Trial by Fire/ Loch Mere Arrow. It was a great event. Remember that next year is the 20th anniversary of TbF and we are hoping for a much larger field of contestants. Get out those period cook books, check all period cooking web sites now. It is never too late to start planning

We discussed the Baronial Open House at Pennsic, to be held at the House Blackstar encampment on Tuesday, 9 August beginning at 7:30 pm. As this is after dinner at most encampments, we will be providing sweets, fruits and other luscious desserts. Mistress Jeanne and I will be at Blackstar around 2:00 pm and any and all help is most welcome. For those unable to attend Pennsic but



want to send something please contact me before Wednesday of next week. I can bring your contribution up to the war.

Crown tourney is the first weekend in November and we are tasked with providing a hospitality table for the royal pavilion. A second hospitality table is for both Bright Hills and Loch Mere pavilions and is the regular pot-luck shared foods table that we always have. There will be one person needed to make sure that food plates are replenished, drinks on tap and all the other wonderful things involved in taking care of our populace are taken care of.

After Crown comes Baronial Birthday in February. Chagan Bagshee has asked Countess Rowan to assume the Head Cook position and I ask our members to help her in whatever capacity you can.

Be well, travel safely to Pennsic or enjoy your time at home...we will miss you.

Herb Group – no report

PAGE : Lady Yseulte Trevelyn– no report.

St. Matthias – no report

Scriptorium: Lady Aemilia Rosa—working on an update to our Baronial handbook with Alexandria Wright. Once Pennsic is over I am one again hoping to have regular scriptoriums at fighter practice.

TAG – No report

Woodworkers – No report

Old Business:

Fall Crown Ideas? Possibly some schtick—Judgement of Paris. Do we want to have a Bright Hills A&S challenge?

Trial by Fire reports a small modest profit. There were a 104 people present with 9 kids and lots of newcomers. Breakfast made a profit of \$50. Troll was moved into a tent under a tree and everyone was happy with this new set-up. The competitors were grateful for a sink. Gustav quietly took care of trash issues. Deidre volunteered to help with the next TBF. Camping would like to have two port-a-johns for next year. Also need to talk to the bowman meeting early so that they are aware when are event is happening and to make sure that the breakers are labled properly and showers are turned on. Next year is 20th anniversary so we need to post now for 2017.

Thrones - Nothing new.

New business: No new business

Next meeting will be August 19, 2016. The meeting was adjourned at 7:40 PM.

UPCOMING EVENTS

Royal Rabbit Vineyards • Medieval Afternoon • August 27th

Come out to northern Maryland and spend the weekend at beautiful Royal Rabbit Vineyards where the rolling hills welcome you to pitch your pavilion, share a bardic camp fire and spend a couple days being medieval once again. The main event will begin at 9am on Saturday the 29th when we will all set up for the medieval fair. There will be two Acre Pavilions to set up, a fighting list and an archery range. Elysende will have bagels and donuts and coffee for those who are working.

The fair schedule will be as follows:

1pm – grand procession

1:20pm – list and archery range open

2pm – arm wrestling contest in outside pavilion

3pm – Tavern Song contest in Tasting Room

5pm – Fair closes.

6pm – Dinner

Dinner will be provided by TK and Elysende only if you make a reservation by August 24th. Also, all reservations received by August 24th will receive a bottle of wine. You must have a reservation to get wine. All others will receive a complimentary tasting for two to be used at a later date. Phone reservations or email reservations are acceptable. This is a shared event between Acre & Bright Hills, but all are welcome to attend and make a reservation as long as you are in medieval garb and working.

For reservations and information call or email: Elysende Du Vrai Coeur (Linda Albin)

443.721.6693 • Elysende@gmail.com.

Royal Rabbit Vineyards

1090 Jordan Sawmill Road

Parkton, MD 21120

Treat Yourself Royally



Atlantian Calendar of Events

August 2016			
29-Aug 14	Pennsic War (R, H)	Aethelmearc	
13	Moorhaven Collegium	Moorhaven	Myrtle Beach, SC
20	Flight of the Falcon: Return to Bosworth Field (H)	Aire Faucon	Dallas, NC
26-28	Peasants Revolt	Cathanar	Blounts Creek, NC
September 2016			
1-5	Hastilude at the Hollow IV	Black Diamond	Raphine, VA
2-5	Battle on the Bay (R)	Storvik	Upper Marlboro, MD
2-4	Raven's Cove Baronial Birthday (H)	Raven's Cove	Richlands, NC
9-11	The Sacred Stone Baronial Birthday (R,H)	Sacred Stone	Boonville, NC
9-11	Fiber, Foliage, Forging and Fermentation	Yarnvid	Louisa, VA
17	Fall University	Dun Carraig	Lexington Park, MD
23-25	Southern War Practice VIII	Ritterwald	New Ellenton, SC
23-25	Clash with Bacchus...Gods and Mortals	Black Diamond	Big Island, VA
30-2	Atlantian Fall Coronation 2016 (R, H)	Atlantia	Lanexa, VA
October 2016			
7-9	Shoot in the Mountains	Black Diamond	Blacksburg, VA
8	Dun Carraig Baronial Birthday	Dun Carraig	Nanjemoy, MD
12-16	War of the Wings XI	Sacred stone	Boonville, NC
22	Chalice of the Sun God	Ponte Alto	Leesburg, VA



TRIAL BY FIRE IXX

A Note of Thanks from thier Excellencies

His Excellency and I would like to share just how much we enjoyed Trial by Fire/Lochmere Arrow, but I am uncertain words will do it justice. The excitement of the shoot. The music and storytelling. The camaraderie of the cooking combatants. The smells, the tastes...the very trees sang their pleasure and the breeze whispered encouragement.

I would love to thank the hard work of our autocrat and all of her minions—I mean volunteer and crew. I am certain she learned much on her adventure and can't wait to see what plans she may come up with next.

To the visiting team that offered up the blessing of awesomeness, I will forever be in your debt. You gave me the courage to follow through with the challenge when my beginning confidence was sorely lacking.

To the marshals, to the bards to the out of barony visitors and challengers . To the newcomers, the children and the participants of the shoot that kept the arrow and glory in our possession yet another year. We give you all of our thanks and honor.

The judges, the heralds, the set up crew, the clean up crew. The groups that cooked dinner, breakfast, lunch and dinner yet again we offer no small amount of appreciation and gratitude.

We cannot think of a better way to spend a beautiful weekend then with friends and food, talking archery and singing of dragons.

Congratulations to the Archery Winners. Congratulations to our premiere thrown weapons champion. Congratulations to our cooking winners and congratulations to our autocrat. Job well done. Now....on to plans for next year's event..... bwaahaaahaaa

Yours in Service to the Dream

Kollack and Rebecca von Zweckel

Baron and Baroness of Bright Hills



these are the winners of the 19th trial by fire, held 2 july,
in the barony of bright hills.

Annora Hall	Sacred Stone	Boiled Barley	Grains
Charlene Tollison	Sacred Stone	Leek Pottage	Veggies
Charlene Tollison	Sacred Stone	Casuela de Carne	Main Dish
Bridget Cianatith	Spiaggia Levantina	Pan Perdu	Desserts
Rebecca van Zweckel	Bright Hills	Venison Stew with Drop Dumplings	Challenge



memories



OF






trial



by



fire



Photography by
Wanda Ostojowna

potaje de porrada (leek pottage)

Charlene Tollison

105. Leek Pottage (Potaje de Porrada)

You must take leeks, well-peeled, and washed and cleaned the night before, set them to soak in an earthen bowl filled with water, in the night air; and let them be this way all night until the morning; and then give them a boil, moderately, because they are very difficult to cook; and when they are well-boiled, press them a great deal between two chopping blocks, and gently fry them with the fat of good bacon; and do not cast salt upon them; and when they are well gently fried, set them to cook in a little good broth which is fatty; and then take almond milk and cast it in the pot and cook it until is quite thick; and when it is thick, taste it for salt, and if it lacks salt cast it in; and then prepare dishes, and cast upon them sugar and cinnamon.

Source: Libro de Guisados, 1529, Logrono, Spain by Maestre Ruperto de Nola. Translated by Lady Brighid ni Chiarain (Robin Carroll-Mann)

My Version

- 3 Leeks, cut into ½ inch rings
 - 2 tbs of rendered bacon fat
 - 1 ½ cups homemade bone broth (recipe below)
 - 1 cup Almond milk
 - salt to taste
 - grated piloncillo or panela to garnish (or as a substitute use turbinado sugar)
 - cinnamon to garnish
-
1. Separate leek rings and place into a colander, rinse leeks. Transfer leeks into a large bowl and fill with water. let this bowl sit uncovered on the counter overnight.
 2. The following day, stir the leeks around a bit making sure that all the dirt falls to the bottom of the bowl. Let the leeks sit again for about 5 minutes to let everything settle.
 3. Using a slotted spoon, transfer the leeks into a deep pot, careful not to stir up the dirt at the bottom.
 4. In the pot add enough water to come up about half way (leeks will wilt down). Bring to a boil.
 5. Once the pot has come to a boil, drop the temperature enough to keep a rolling boil but not overflowing. Cover.
 6. Stir the leeks every few minutes and let them wilt down and get soft. This takes about 20 minutes after the water starts to boil.
 7. Drain the leeks in a colander and smash them down with a spoon to squeeze out the excess water, leave the leeks draining in the colander while you heat up the rendered fat in a cast iron pan.
 8. Once the pan is hot, transfer the leeks into the pan and let them cook. I let my leeks cook until they were slightly brown around the edges, 15-20 minutes.

9. Add broth and almond milk, reduce heat and let reduce until the liquid is thick. Adjust salt level to your liking.
10. Serve and sprinkle with grated piloncillo(or panela) and cinnamon.

Beef Bone Broth

In the translated recipe, it calls for “good broth” to add to the recipe. Knowing that period cooks would not use a fortified broth as we know it to be now, I decided to make a simple beef broth for this recipe. I got leg bones from my local butcher, cut down into about 3 inch long pieces. I filled my pressure cooker with about 6 pieces (one whole leg bone) and enough water to cover them but not pass about $\frac{3}{4}$ up the pot. I put the lid on the pressure cooker, and turned the stove on high. Once the pressure cooker indicator popped up (indicating that the cooker had come up to pressure), I lowered the heat to just above low. This is enough to maintain the pressure in the cooker without having that irritating tea-kettle sound. That’s it! I let it go for 4 hours while I did other prep in my kitchen!

Once it was done, I let the cooker depressurize for about 1-15 minutes and then strained all the contents of the cooker through a sieve. Personally I am not a big fan of giggly blobs of bone marrow floating in my bone broth, so I fished those out too. Feel free to keep them if you are into that sort of thing. The final product is a light brown broth that is loaded with beefy goodness! See? Good broth achieved!

Ideally, if you had all day you could fill up a soup pot with your bones and water and just let it go on the burner on low all day long (8 hours or more if you have it). If you are a busy person like me, a pressure cooker is a nice short cut.

Winner - Vegetables



pan perdu - poor knights toast

Bridget Ciomoth

Original Recipe

- 1 medium loaf of firm enriched bread
- 8 egg yolks
- 1 cup of cream
- ¼ cup sweet sherry
- 1 ½ tablespoon sugar
- ½ teaspoon grated nutmeg
- 1-4 tablespoons butter

Sauce

- 4 tablespoons butter, melted
- 1 ½ tablespoons sugar
- 2 tablespoons sweet sherry



My Version

- 1 medium loaf of firm enriched bread
- 8 egg yolks
- 1 cup of cream
- ¼ cup sweet sherry
- 1 ½ tablespoon sugar
- ½ teaspoon grated nutmeg
- 1-4 tablespoons butter

Sauce

- 4 tablespoons butter, melted
- 1 ½ tablespoons sugar (to taste based on sherry)
- 2 tablespoons sweet sherry
- ½ teaspoon nutmeg

Instructions:

1. Take a sharp or serrated knife and slice off all the outer crust of the bread. Cut the remaining crumb into slices about ¾ inch thick.
2. In a bowl, mix the egg yolks, cream, sherry, and sugar. Season with grated nutmeg.
3. Dip the bread slices in the egg mixture, making sure you get the edges as well, and set them on a plate for a while—15 minutes should do, unless your bread is really stale, then it might take longer.
4. While the bread slices are sitting there soaking up the egg mixture, go ahead and mix the melted butter, sherry and sugar for the sweet sauce. Set this nearby for serving with your toasts.
5. Melt 3-4 tablespoons of butter in a large skillet over medium heat. You may have to be very careful handling the bread at this point, depending on the type of bread that you use. When your butter has stopped bubbling, and it's quieted down just a bit, fry your pan perdu slices on both sides until they are a golden brown.
6. Pour the sweet sauce over your slices and serve.

Winner - Dessert



Collars and Cuffs for the Well-Dressed Russian

Baroness Tatiana Ivanovna of Birchwood Keep

The wearing of bright, eye-catching ceremonial clothing has long been one thing that has set the Noble class above the common masses of humanity. Emulation of royal dress by clergy is also another historical fact that can be born out in statuary, frescoes, and other artwork of ancient peoples.

A moneyed populace has copied the attitudes and habits of the gentry up to the present day. This opportunity has given rise to the passing of such things as sumptuary laws and import tariffs in many countries during our world's history. Some of these protective tariffs are based as a protection on home trade, and are a protection on cheaper imports such as France protecting her silk trade, or Venice protecting her lace trade—or Byzantium protecting her spices. Oriental silk brocade, and Damask cotton textile trade. This protection of home goods prices also led to trading for foreign goods to get the best value for the same production cost.

This is where imitation on the home front becomes sincere flattery of other country's art forms. The upper classes of Greece and Rome imitated much of the jewelry of Ancient Egypt, particularly their broad decorative collars. Greece; the Turkic tribes; and what became the Second Rome, the eastern Rome of Byzantium; also found beauty in these broad collars called (scapularies).

With the Christianization of Byzantium as a whole under Justinian in about 936 A.D., and its effect on trade with surrounding national or ethnic groups, the Russian Slavs were anxious to continue trading with their neighbors to the south, even if it meant conversion to this new God. Trade income must have been exceptionally important if it meant leaving the Russian Norse and ancient Slavic pagan household gods to the point that visiting bishops from Constantinople could see the devotion of the new convert to Christianity not only in their devotion to church services but also in their change in dress styles. The style variations in clothing of the northern Rus and southern Russians are indicative of their proximal distance and contacts with the Byzantine Empire on economic and religious grounds.

The Byzantine (scapulary) is interesting in that it goes through and evolution as a piece of court ceremonial dress. In order to be considered a (scapular), the collar must be wide enough to touch the scapuli across the back of the shoulders. This type of collar, then, is between four and six inches (10-15 cm) wide, depending on the size of the wearer.

As the Byzantine, (scapulary) continued to evolve into a (superhumeral), which was a piece of royal ceremonial clothing, it gained a shape change. The first change. The first change was to gain a pendular tab that extended over the heart down the center front, and was weighted by jewels, bits of glass, and art work.

Men and the clergy were not the only ones to wear the (superhumeral). Many Frescoes and mosaics show women wearing them as well. It seems that women and mean wore them decorated with pearls, and jewels, covered with metallic and silk embroidery, and sometimes edged with pearls or fur.

It appears that only the emperor and empress ever wore the full (superhumeral). As they were responsible for the hearts and soul of their people, this seems to be a justified finding. Similarly, the (Barmy) or regal collars of the Russian emperor, is found only in the plural form, has no singular in the Russian language, and seems to be a direct import from Greek Orthodox Christianity. In Greek, Barmy is the plural form of Barma—a ceremonial collar of neck piece.

Some versions of the collars—particularly Slavic versions of the superhumeral, also have a standing portion close to the neck (a stand), and at other times they lay flat. Some storybooks published in the former Soviet



Union telling of heroes during the Time of Troubles show heroes wearing decorative collars that look like they could have walked off the Ming the Merciless movie set. These extend beyond the natural shoulder line and almost stand at an exaggerated slant toward the neck.

In Slavic society, these decorative collars frequently came in matched sets with cuffs to help decorate and expand what could have been a boring linen, wool, and fur wardrobe. The cuffs helped hold the sleeves of several yards unto submission. When the Tsar wears this, such a decorative collar was specifically called a Barmy. There is no such specific name for the Tsarina's decorative collar of state though the generic name for the decorated collars is an Ozherla—ozherly in the plural form.

Do not think that the wardrobe of the common medieval Russian would be boring; think of what resources would have been at your fingertips. You would have had earlier and better access to more colorfast dyes than most of Western Europe if you were in a trading family that had anything to do with the Viking Rus. If your trading family had much to do with Byzantium, you would have had access to Indian cottons, dyes, spices, and gemstones, let alone weird textiles like cotton damask or silk, linen, and cotton combinations of damask. Because of Byzantium, your family would have had contact with the Silk Road, and all the trading goods that could have brought to your family. Silk velvets and brocades with more than eight colors in a single piece of fabric are not out of line for a middle income trading family.



Barmy Collar

Russians were making Dymki (block printing) with locally produced linen fabric as far back as the 9th century with multiple colors, and extant pieces have been brought out of the Novgorod digs. This did not leave them with unbleached linen and grey wool in the winter except in the poorest of circumstances, and then the forests provided a plethora of natural dyes such as goldenrod, mosses of many types, lichens, berries, vegetables and natural minerals, such as iron, limestone, copper and the clinkers left from smelting silver.

However, because these collars and cuffs were *showpieces*, fabrics used in making these dollars included silks, velvets, unusual *metal cloths* made of thread warps and hammered strips of fine metal, embroidered leathers, and *show-off* fabrics from unusual trade or tribute gifts. Red was a favorite color. Black was reserved for clergy.

Closures for collars and cuffs include a variety of hooks, laces, Oriental frogs, and straight pin combinations. There was generally too much decoration on the collars to close them with brooches.

Construction of these collars was usually designed to have a surface fabric with design, wadding, or soft leather interior; and a leather or lining fabric—depending on the purpose of the collar, and the weight of the decorations that need to be supported. In this one area where we can do two things; one, we can make reproductions; and two; we can use our skills to adjust to our seasonal temperatures and modern lifestyles when trying to recreate some of these either and fur-lined pieces.



Removable collars for men fit don inside the necks of their *kaftans* in between their *rubakha* and the kaftan layers were designed to keep out the drafts that come from living in a place that is heated from single sources with cold drafts in the winter. It is high enough to keep the cooler air from getting down a neck of a balding man, or a man who is sitting far enough to the door that sudden drafts of cold air are uncomfortable. It also makes sitting with a one-ell hat on a dinner unnecessary.

Slavic Decorative collars were worn on special occasions until late in the 19th century for state occasions. There are several extant ones in the Kremlin Museum collections that houses the State Jewels, as well as some related ones in the People's Cultural Museum in Moscow. Related historical Greek elements are readily found as reproductions in tourist shops and bookshops around any upscale market place in Turkey or Greece, as Byzantine elements and are found in many areas of the North-eastern Mediterranean.

Remember: No one likes to look poor at a festival where others are looking to see if you are financially solvent. Collars or Ozherli are a quick and easy wardrobe upscale and easy to construct.

Collar and Cuff Construction

1. Measure neck at throat notch, adding one inch
2. Measure neck to shoulder tip, at arm, adding ½ inch
3. Change any measurements to basic collar shape, tracing shape onto tissue paper to preserve pattern paper.
4. Measure Wrist at wrist bone, adding one inch.
5. Measure intended length of cuff, adding ½ inch to both ends.
6. Compare measurements to basic cuff shape and trace changes onto tissue paper to preserve pattern paper.
7. The added amounts you added to your body measures should allow you ½ inch seam allowances all around your collar and cuff pattern pieces.
8. Cut fashion fabric, interlining (I like to use the poly fleece because it holds the weight of not anything, and will not let stitches show through the back unless I want them to do so), kapok, carded wool, wool bats, rags and other worn clothes stuffs were historically used as interlining of Ozherli.
9. If using fabric for your Ozherla (collar), stack fabrics wrong side together interlining on top, pinned for stitching and turning. LEAVE OPENING FOR TURNING. If you don't turning your ozherla will be very difficult. Stitch your turned opening closed. Pieces should but together. An underlayment on closure area may also be attached. If using leather, furs or metallic fabrics, cut in single layers for control of expensive and slippery materials. Tack the layers together in the seam allowances to prevent marring from pins on unusual materials.
10. Stitch and turn. You may want to trim and clip your corners to get the cleanest turn on the corners, and clip your curves.
11. Top stitching along the edges of your pieces keeps the edges clean and crisp. Another alternative is to *pick stitch* your pieces showing just a single stitch at regular intervals.
12. Many collar decorations are planned in three horizontal sections as well as with twelve vertical sections. Some believe this has to do with the Trinity and the Twelve Apostles. Other collars do not demonstrate this religious basis for decorations. The earliest Royal collars do not even have a fabric support. Plan your decoration before you start your application, as it makes it much easier to know where you are going with what types of decorative materials.
13. Closures are of many types. Lacing with thread covered wire eyelets, (not grommets); Oriental Frogs; Turks Head buttons and loops; ribbon points; straight pins in combination; skirt or trouser type hooks (bar hooks—hook and eyes as we know them were not invented until Victoria's Great Exposition) all will work, and have all been found on museum or artwork pieces.



Bibliography

- Amiranashvili, Shalva. *Medieval Georgian Enamels of Russian*. New York (Harry N. Abrams Inc.). Library of Congress, 64-11576. 1964. pp. 126,, 100-101, Emperor Michael and Empress Mary (collar and cuffs)
- Archeology. Moscow. 1977. Table 50, Medallions from decomposed Barma/Barmy. Pieces are from the Novgorod digs.
- Bunt, Cyril G.E.. *A History of Russian Art*. London/New York (The Studio). 1946, 1st Ed. ACCN 3-3608-00030-9824. pp. 272. pg. 115, "The Holy Wisdom of God—St. Sophia."
- Houston, Mary G., *Ancient Greek, Roman and Byzantine Costumes*. #1; unabridged Dover, 2003, republication of hardcover 2nd ed. (1947). ISBN 0-486-42610-6. pp. 182. (no plates).
- Lazarev, Viktor. *Old Russian Murals and Mosaics from XI to the XVI Century*. London (Phaidon Ltd.). 1966. pp. 290. pg 208, "Unprofitable Servant" fresco, 1500-150, Ferepontov Monastery; pg 209, "Wedding at Cana" fresco, Ferepontov Monastery.
- Nikolaeva, Tamara. *History of Ukrainian Costume* (in Ukrainian). Kiev, Ukraine. (M.C. Tarovoet). 1966. ISBN 5-325-007403. Pg 175. Pp 31-32, plate 3.
- Norris, Herbert. *Ancient European Costume and Fashion, Vol. 1*. Mineola, New York (Dover Publications Inc.). 1999 reprint of 2nd ed. (1924). ISBN 0-4869-40723-3. pp. 298, pgs 148, 152-253, plates 74, 82, 91.
- Puskareva, Natalia. *Women in Russian History from the Tenth to the 20th Century*. Armonk, New York (M.W. Sharpe). 1997. ISBN 1-56324-798-4. pp. 319. pg. 55.
- Pushkareva, Natalia, *Zhenshchiny Drevney Rusi*. Slavic Interest Group (Translation of Chapter IV. Translated by Sofya la Rus mka Lisa Kies, et al.) <http://www.strangelove.net/~Kieser/Russia?Pushkareva.html> . pg 4 of 14.
- Stamero, K.K. *An Illustrated History of Costume, Volume 1*. (in Ukrainian). Kiev, Ukraine (Mistetstvo). 1978. pp. 126, 131, 155, 157, 239; cuffs 143; "Barmy" 146.
- Tilke, Max. *Oriental Costumes: Their Designs and Colors*. (Ernst Wasmuth Ltd). Berlin, W8, Germany. Translated by L. Hamilton. Copyright/all reproduction rights reserved. (original in German 1926). No date on this library copy of translation.
- Voyce, Arthur. *The Art of Architecture of Medieval Russia*. Norman, Oklahoma. (University of Oklahoma Press) 2nd Printing. 1977. Library of Congress 66-134-33. pp. 362-363, plate 162.
- *A Historical Guide to World Costumes: Fashions of the Past*. New York, New York (Sterling Publishing Co.). 1999. (Previously published illustrations from *Costumes of All Nations*, Colliers/Brown, Ltd., 1901). ISBN 1-85585-728-6. pg. 27.
- *The Frog Princess*: Retold by J Patrick Lewis. Illustrated by Gennady Spirin. New York, New York. (Dial Books—Penquin Books). 1st Ed. 1944. ISBN 80347-1623-0. pp. 32.
- *Russian Fairy tales* (in Russian). Illustrated by Alexander Kurkin. Black Enamale Illustrations. Lennigrad/St. Petersburg. USSR Aurora Publishers, Palekh Art School). 1975. #80103-243.
- Visularian: Russian State Jewels. http://art.1september.ru/2003/11no11_gif ancient Barmy of old Ryazan. The city was destroyed in 1237—jewels exhumed in 1822.
- Wikipedia, Regalia of the Russian Tsars. viewed July 8, 2012. http://en.wikipedia.org/wiki/regalia_of_the_Russian_tsars_pp.12.
- <http://library.thinkquest.org/05oct/01181/Byzantine%20costume.pdf> Byzantine clothing from secondary sources, better than most, but gathered from others' research as a third and fourth source. Well done for strictly internet research, but perpetuates some bad researching flaws.



In Progress



Final Ozherla



Barony of the Bright Hills

Practices and Meetings Site Directions

Heavy & Light Weapons Fighter Practices and A&S classes are held most Friday nights from

7:30 PM-10 PM

Business Meetings are held from 7 PM-8 PM the last Friday of the month (Please See Calendar)

Location: Christ the King Episcopal Church, 1930 Brookdale Rd., Baltimore, MD 21244

Although we use these facilities, the SCA is not endorsed by the Church.

Directions: Exit the Baltimore Beltway (I-695) at Exit 17 (Security Blvd Exit). Take the exit west toward Rolling Road, not the exit east toward Woodlawn. Travel west along Security Boulevard about one-half mile, through traffic-lights at Belmont Avenue, Lord Baltimore Drive, and Rolling Road. Continue west for another block, until you reach Brookdale Road. The Episcopal Church of Christ the King is on your left. Make a left turn onto Brookdale, and then turn right into the Church parking lot.

INCLEMENT WEATHER POLICY

If Baltimore County Schools announce they are closed or closing early, there will be no practice that night. You can usually hear the school closing lists on virtually any local radio station broadcast throughout the morning.

Sunday Afternoon Archery Practice

Lady Nichola Blackwell, 301-404-6133

Every Sunday 1:00 pm - 4:00 pm (See Calendar)

Location: Baltimore Bowmen Site

Go to www.baltimorebowmen.com for directions. If the gate is closed, check to make sure it is not locked. If it is not locked, open it and drive down the hill to the butts. If the gate is locked, park your car and walk down the hill to the butts. NOTE: PRACTICE WILL NOT BE HELD WHEN THERE ARE WEEKEND-LONG EVENTS AND WHEN THERE ARE EVENTS AT THE BOWMEN SITE.

Guild Gatherings

Bardic Circle/PAGE

(Sundays 4-8pm; Contact Lady Nina for exact dates or check calendar)

6414 Loch Raven Blvd. Baltimore MD 21239

ninadances@gmail.com

Woodworkers' Guild (Check Calendar)

Lord Luke of Bright Hills' house. 1020 Register Avenue, Towson, MD 21239, (410) 377-6828.

Directions: Take Baltimore Beltway 695 toward Towson. We live near the northern apex of the beltway. Take exit 29 from 695. Take Lock Raven Blvd. south, past Taylor Ave. intersection, go through two lights after Taylor, look for quick right onto Register Avenue just over peak of a hill. (If you miss Register Ave. don't despair: at next light make a right onto Loch Hill Rd., then left at stop sign onto Register Ave. If you've gone too far on Loch Raven, you will reach Northern Parkway – a huge intersection.) Our house is at 1020 Register – white house with porch on right with SCA-type banner hanging from a signpost on front lawn - large driveway. Park on the south side of Register Avenue if there is no room in driveway.

Brewer's Guild

Lady Livia di Samuele, 7927 Mandan Road Apt 104 Greenbelt, MD 20770; 301-807-5476

Abramsonsm@yahoo.com

Contact with questions or to request special brewing days.

Clothier's Guild

Lady Faye de Trees, 1402 Hillside Dr., Bel Air, MD 21015; 352-281-8216, feataure@gmail.com.

The clothiers currently do one class per month on a specific project at Friday night fighter practice followed by a sewing session on Sunday afternoon to finish the projects. The location of the Sunday sessions varies. (Check calendar)

Textile Arts Guild

Mistress Brienna Llewellyn Lindsey, 3009 Ebbtide Dr., Edgewood, MD 21040, [410.598.3422](tel:410.598.3422), ladybrienna@gmail.com.

TAG meets the first Sunday of every month. Check calendar for location and times

Armors' Guild

Baron Heinrich, 3114 Littlestown Pike, Westminster, MD 21158; 443-789-8109, lands-heinie@yahoo.com
Weekends by appointment.

Cook's Guild

Baroness Wynne ferch Rhodri ap Hwytell, jay_wynne@hotmail.com

Meets second Sunday of the month. Check calendar for location and time.

Gold Key

To Access Gold Key garb, Contact Lady Wanda Ostojowna, wlkinnie@comcast.net

Bright Hills Email List

To subscribe to the Bright Hills mailing list, please go to: <http://www.yahogroups.com/subscribe/brighthills>

Electronic Connection

Bright Hills Website

The Baronial website, <http://brighthills.atlantia.sca.org/> contains a listing of current officers, regularly scheduled meetings, events and other items of interest. If you have an item for the website, please send it to the Webminister,

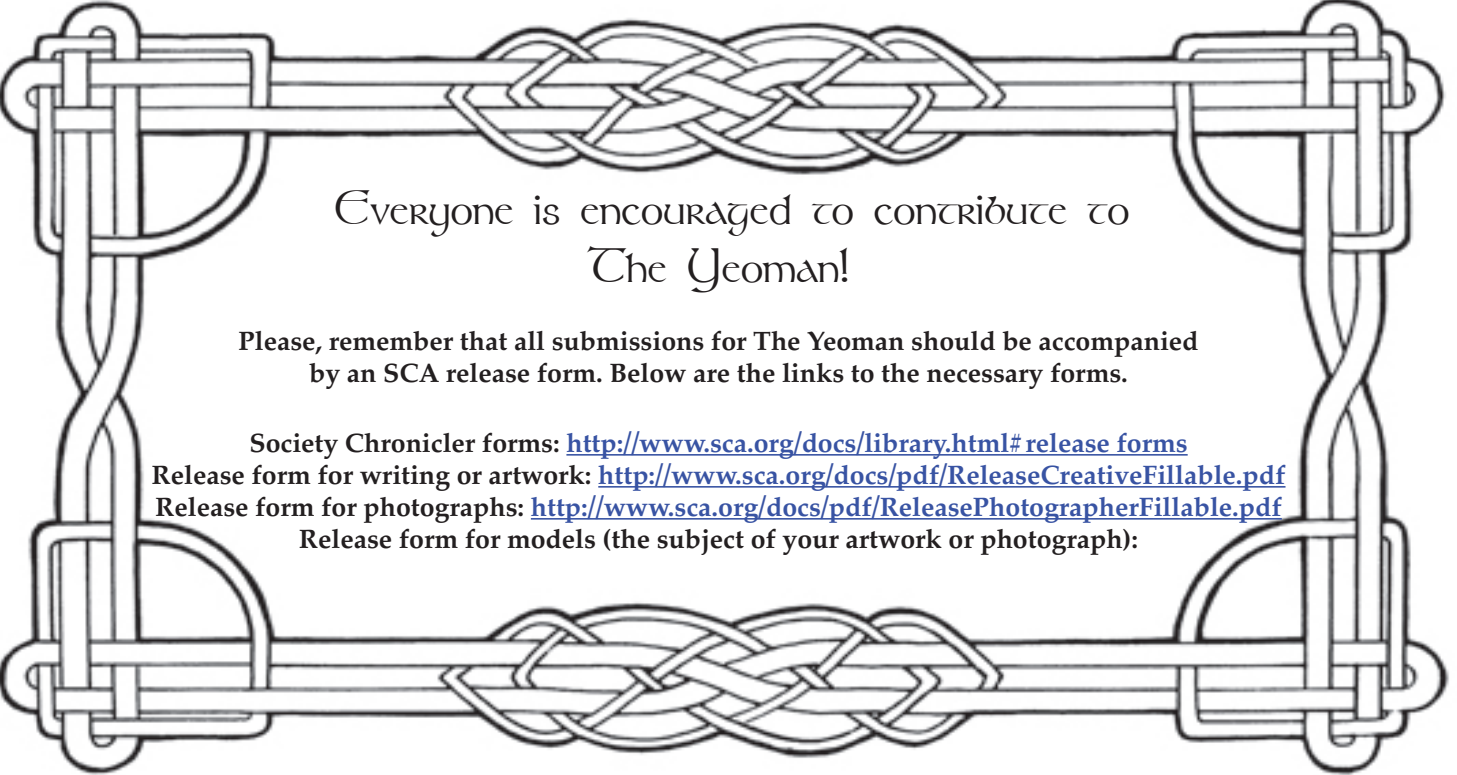
THL Janyn Fletcher of Lancastreschire at janynfletcher@comcast.net

Bright Hills FaceBook Page

The new baronial Facebook page is located at <https://www.facebook.com/groups/brighthills/>. Further information can be obtained from the administrators Lady Reyne Telarius at robynbecker@comcast.net, THL Janyn Fletcher of Lancastreschire at janynfletcher@comcast.net or Lady Aemilia Rosa at aemiliarosa@comcast.net

The Yeoman On-Line

<http://brighthills.atlantia.sca.org/yeoman/yeoman.html>



Everyone is encouraged to contribute to
The Yeoman!

Please, remember that all submissions for The Yeoman should be accompanied by an SCA release form. Below are the links to the necessary forms.

Society Chronicler forms: [http://www.sca.org/docs/library.html#release forms](http://www.sca.org/docs/library.html#release%20forms)
Release form for writing or artwork: <http://www.sca.org/docs/pdf/ReleaseCreativeFillable.pdf>
Release form for photographs: <http://www.sca.org/docs/pdf/ReleasePhotographerFillable.pdf>
Release form for models (the subject of your artwork or photograph):

Officers and Deputies of the Barony of Bright Hills



















Please try not to call after 9 PM









Baron & Baroness
Kollack & Rebecca von Zweckel
Kenneth & Becky Kepple
443.254.1206



kepplekd@gmail.com or becky.kepple@gmail.com

<p>Seneschal Lord Graham MacRobert <i>Graham Wright</i> 443 375 0257 No calls after 8:30pm grahammacrobert@hotmail.com</p> 	<p>Deputy Seneschal Lady Ailis <i>Erin O'Brien Scimeca</i> 443-857-2849 Erin2325@yahoo.com</p> 	<p>Webminister THL Janyin Fletcher of Lancastreschire <i>Jay Nardone</i> 443-508-4456 janyinfletcher@comcast.net</p> 
<p>Baronial Clerk Signet & Deputy Webminister Lady Aemilia Rosa <i>Amy Nardone</i> 443-508-4456 aemiliarosa@comcast.net</p> 	<p>Herald Lord Richard Wyn <i>Richard Muti</i> 443-615-1025 RickWyn@comcast.net</p> 	<p>Deputy Herald Lady Deirdre O'Bardon <i>Debbie Eccles</i> 410-356-0028 deirdre_obardon@yahoo.com</p> 
<p>Exchequer Lady Clara <i>Michelle England</i> 443-799-1913 kuscheltier13@yahoo.com</p> 	<p>Deputy Exchequer Wanda Ostojowna <i>Wanda Kinnie</i> 443-398-5100, wkinnie@comcast.net</p> 	<p>Deputy Exchequer Cairell mac Cormaic <i>Howard Carl Jacobson</i> 443-416-8356, cairellmaccormaic@yahoo.com</p> 
<p>Steward/Deputy Exchequer Master Chirhart Blackstar <i>Truman Barnes</i> 410-239-8794 chirhart_1@yahoo.com</p> 	<p>Chatelaine Baroness Barbara Giumaria diRoberto <i>Barbara Kriner</i> 443-244-0432 bjokriner@yahoo.com</p> 	<p>Deputy Chatelaine Lady Rebekkah Samuel <i>Victoria Wank</i> 443-846-2001 vwank35@comcast.net</p> 
<p>Deputy Chatelaine Wade map Willis <i>Wade Whitlock</i> 410-272-8407 wadewhitlock@hotmail.com</p> 	<p>Youth Minister Katarzyna Witkowska <i>Katherine Hawkins</i> 443-813-1436 k_hawk_us@yahoo.com</p> 	<p>Deputy Youth Minister Bridget of Bright Hills <i>Wilda Hawkins</i></p> 
<p>Chronicler THL Sindara Lind Rachael Fessel of the Falconshield <i>Sharon R. Saroff</i> 410-961-2739 Sindara@pobox.com</p> 	<p>Chronicler Lady Scholastica Joycors <i>MyLinda Butterworth</i> 443-817-2129 totallystories@gmail.com</p> 	<p>Minister of Lists Lord Alexander Fowler <i>Hunter Fowler</i> 410.313.8626 hunterfsca@yahoo.com</p> 

Deputy Minister of Lists Lady Livia di Samuele <i>Sherrill M. Abramson</i> 301-807-5476 Abramsonsm@yahoo.com 	Knights Marshall Lord Randver Askmodr <i>Randy Feltman</i> 410-877-1735 randver_askmodr@verizon.net 	Deputy Heavy Marshal Baron Heinrich Kreiner <i>Robert Stephen Kriner</i> lands_heinie@yahoo.com 443-789-8109 
Rapier Deputy Marshal Lord Stephen Bridewell <i>Stephen Cavano</i> 410.235.3590 stephenbridewell@yahoo.com 	Archery Deputy Marshal Lord Dagfinnr Jarnauga <i>Fred Scimeca</i> 443-857-5178 fortshmex1180@yahoo.com 	Thrown Weapons Deputy Marshal Beatrice Shirwod <i>Annelise Bauer</i> 843-312-5971 spindlebird@gmail.com 
Minister of Arts & Sciences Lady Reyne Telarius <i>Robyn Becker</i> 443-995-0461 reynetelarius@comcast.net 	Deputy: Minister of Arts & Sciences Lady Faye de Trees <i>Angela Yau</i> 410-939-2299 or 352-281-8216, feataure@gmail.com 	Deputy Minister of Arts & Sciences Alexander de Burdegala <i>Larry Jones</i> Appolodelsol@gmail.com 

Current Baronial Champions:

Archery: Lord Janyyn Fletcher of Lancastreschire
Arts and Sciences: Lady Aemilia Rosa
Bardic: Lady Tarquinia Maida
Baronial Warlord: Lord Randvar Askmodr
Brewer: Barun Gustav Emile der Dunkele Rotvogel

Equestrian: Rachel d'Alton
Heavy Weapons: Lord Raphael
Rapier: Milord Conrad Muni
Children's Archery- M'Lord Pietre Witkowski

